




Agricultural Landscape An Overview





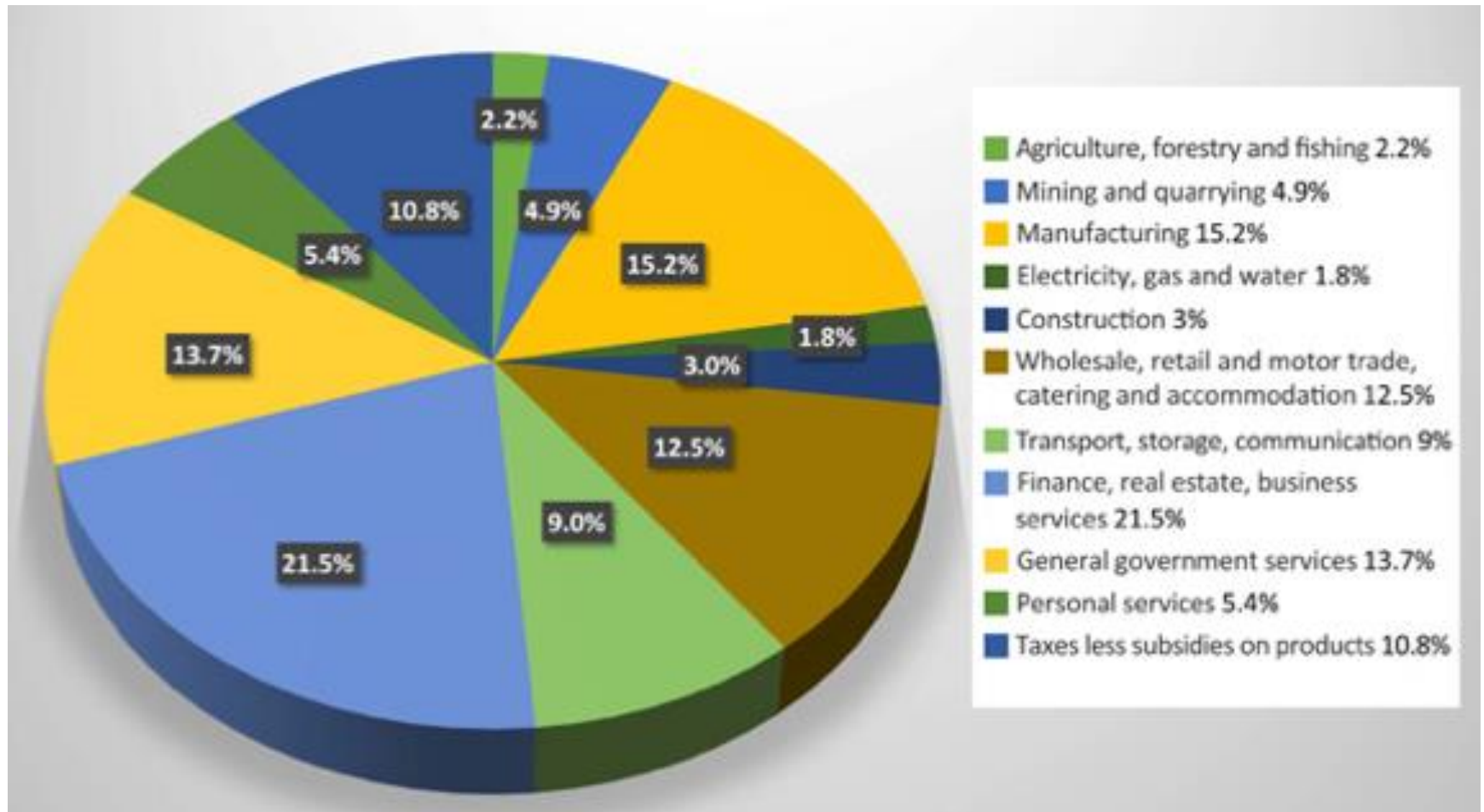
54 M (in 2015 Est)



1222 sq Km



Key sector contribution to GDP (by 2013)



Agriculture less than 2.5 %

What do we produce?



Major crops



Livestock



Horticulture



**Fisheries (Aquaculture)
and Forestry**

Major Crops



Maize



Sorghum



Wheat



Malting barley



Sunflower seed



Soya beans



Groundnuts



Canola



Cotton



Dry beans



Horticulture



■ Deciduous fruits

- Apples, Pears, Table Grapes
- Peaches & Nectarines, Apricots, Plums



■ Viticulture



(in 2015 SA ranked as the 8th largest wine producer in the world)



Horticulture

■ Subtropical Fruits

- Avocados, Banana, Pineapples, Mangoes, papayas, granadillas,
- Litchis and guava

■ Citrus fruits

- Oranges, Grapefruits, Lemc Naartjies



Animal Production



- Cattle (red meat and Milk industries)
- Sheep (and Wool industry)
- Goats
- Pigs
- Poultry (egg industry)



Major Vegetables crops

- Potatoes and Sweet potatoes
- Tomatoes
- Onions
- Green mealies and sweet corn
- Cabbages
- Pumpkins, Gem Squash, butternut,
- Carrots
- Pepper
- English Cucumber
- Cauliflower
- Lettuce



Import and Exports products

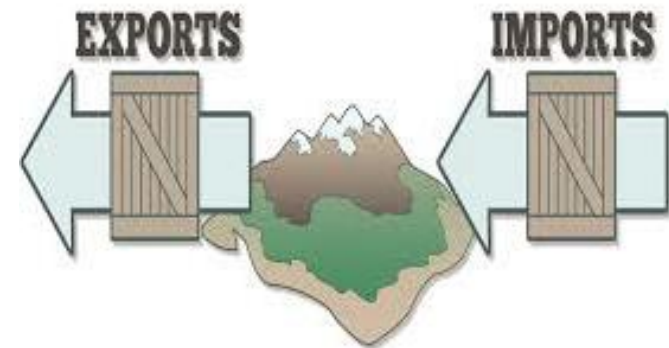
According to the 2015/16 export values :

The most important agricultural export products.

- Citrus fruit (R12 565 million)
- Wine (R8 036 million)
- Grapes (R6 584 million)
- Apples, pears and quinces (R6 255 million)
- Maize (R3 467 million)

The Highest Import

- Wheat and meslin (R6 373 million)
- Maize (R5 997 million)
- Rice (R5 607 million), meat (R5 227 million)



Export and Import trading partners

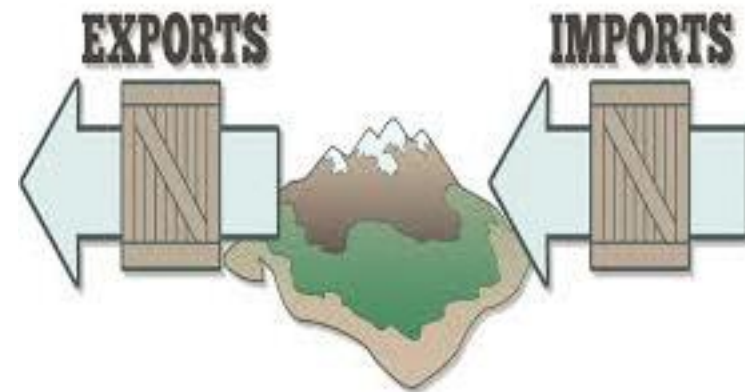


The five largest EXPORT trading partners (in 2015/2016):

- Netherlands, with exports to the value of R8 615 million,
- the UK (R7 714 million),
- Mozambique (R6 021 million),
- Zimbabwe (R5 116 million) and
- China (R3 946 million)

The five largest IMPORT trading partners

- Argentina (R8 841 million),
- Brazil (R5 008 million),
- UK (R4 340 million),
- Netherlands (R3 990 million) and the
- United States (R3 653 million).



The dynamic of the farming sector



Large Commercial farmers



Smallholder farmers



Emerging commercial farmers



Subsistence producers

Who are the key actors



- Government
 - Legislation
 - State owned entities
- Private sector
 - Individual farmers
 - Commodity trusts
- NGOs
- Research Institutions

Transformation

Transformation
...going **beyond** change



Policy and political issues



- Land ownership
- Broad Based Black Economic Empowerment (BBBEE)
- Incentives for private sector investment
 - Capacity building (Levy base system)
 - PPP